

FLOAT SECURITIES (PRIVATE) LIMITED
FINANCIAL STATEMENTS
FOR THE YEAR ENDED JUNE 30, 2019

Muniff Ziauddin & Co.


Chartered Accountants

An independent member firm of BKR International

FLOAT SECURITIES (PRIVATE) LIMITED
STATEMENT OF PROFIT OR LOSS
FOR THE YEAR ENDED JUNE 30, 2019

		2019	2018
	<i>Note</i>	----- (Rupees) -----	
Operating revenue	15	1,681,161	2,440,629
Capital gain on short term investments	16	479,634	241,749
		2,160,795	2,682,378
Unrealised loss on investment classified as 'fair value through profit or loss	17	(20,430,366)	(17,538,170)
Impairment of TRE Certificate		(2,500,000)	-
Administrative and operating expenses	18	(6,936,630)	(6,469,311)
Operating loss		(27,706,201)	(21,325,102)
Other income	19	3,242,641	3,425,294
		(24,463,560)	(17,899,808)
Finance cost	20	(15,170)	(70,274)
Loss before taxation		(24,478,730)	(17,970,083)
Taxation	21	(760,052)	(875,995)
Loss after taxation		(25,238,782)	(18,846,078)
Loss per share - basic and diluted	22	(3.61)	(2.69)

The annexed notes form an integral part of these financial statements.



Chief Executive





Director

**FLOAT SECURITIES (PRIVATE) LIMITED
STATEMENT OF FINANCIAL POSITION
AS AT JUNE 30, 2019**

	<i>Note</i>	2019 ----- (Rupees) -----	2018 -----
EQUITY AND LIABILITIES			
Share capital and reserves			
Authorized share capital			
7,000,000 (2018: 7,000,000) ordinary shares of Rs. 10/- each			
		70,000,000	70,000,000
Issued, subscribed and paid-up capital	4	70,000,000	70,000,000
Unappropriated profits		381,452	25,620,234
Fair value reserves		-	-
		70,381,452	95,620,234
Current liabilities			
Trade and other payables	5	5,096,850	4,886,627
Contingencies and commitments	6	75,478,302	100,506,861
ASSETS			
Non-current assets			
Property, plant and equipment	7	2,261,125	2,263,122
Intangible asset	8	2,500,000	5,000,000
Long term investment	9	8,439,750	8,439,750
Long term deposits	10	600,000	600,000
		13,800,875	16,302,872
Current assets			
Trade debts	11	800,438	464,515
Short term investments	12	53,056,831	69,800,984
Income tax refundable	13	2,411,156	2,394,864
Cash and bank balances	14	5,409,003	11,543,627
		61,677,428	84,203,989
		75,478,302	100,506,861

The annexed notes form an integral part of these financial statements.


Chief Executive


Director