
FLOAT SECURITIES (PRIVATE) LIMITED

**AUDITED ACCOUNTS
FOR THE YEAR ENDED
JUNE 30, 2018**

FLOAT SECURITIES (PRIVATE) LIMITED


Balance Sheet

as at June 30, 2018


ASSETS	Note	2018	2017
		PKR	PKR
Non Current Assets			
Property, plant and equipment	4	2,263,122	2,265,471
Intangible assets	5	5,000,000	5,000,000
Long term investments - LSEFSL (Placed for BMC)	6	8,439,750	8,439,750
Long term deposits	7	600,000	10,665,176
Total Non Current Assets		16,302,872	26,370,397
Current Assets			
Trade debts	8	23,844	13,358
Trade debts (Pending Trades less than 5 Days old) - Receivable from Clearing House	9	440,670	2,164,208
Short term investments	10	69,800,984	65,230,406
Tax Refund Due (ADVANCE INCOME TAX NET)	11	2,394,864	2,048,874
Cash and bank balances	12	11,543,627	23,049,419
Total Current Assets		84,203,989	92,506,265
TOTAL ASSETS		100,506,861	118,876,662
EQUITY AND LIABILITIES			
	Note	2018	2017
		PKR	PKR
Equity			
Authorized Capital			
7,000,000 Ordinary Shares of Rs. 10/- each		70,000,000	70,000,000
Issued, subscribed and paid up capital	13	70,000,000	70,000,000
Accumulated profit (Retained earnings)	14	25,620,234	44,134,772
Total Equity		95,620,234	114,134,772
Non-Current Liabilities			
Total Non-Current Liabilities			
Current Liabilities			
Trade and other payables	15	4,886,627	4,741,890
Total Current Liabilities		4,886,627	4,741,890
Contingencies and commitments			
TOTAL EQUITY AND LIABILITIES		100,506,861	118,876,662

The annexed notes form an integral part of these financial statements.

Hys



Director



Chief Executive

FLOAT SECURITIES (PRIVATE) LIMITED


Profit and Loss Account

for the year ended June 30, 2018


REVENUE	Note	2018	2017
		PKR	PKR
Brokerage and related fees	16	2,440,629	5,431,850
Realized Gain on Investments	17	241,749	36,728,504
Dividend income	18	3,038,927	2,204,634
Sub Total		5,721,305	44,364,988
Unrealized Gain / (loss)	19	(17,538,170)	3,811,416
Total Revenue		(11,816,865)	48,176,404
OPERATING EXPENSES			
Total Operating and Administrative Expenses	20	6,469,311	6,801,512
Bank charges	21	70,274	8,617
Total Operating Expenses		6,539,585	6,810,129
Operating Profit / (Loss)		(18,356,450)	41,366,275
Other income	22	386,367	135,773
Profit / (Loss) Before Taxation		(17,970,083)	41,502,048
TAXATION			
Taxation	23	(875,995)	(315,857)
Total Taxation		(875,995)	(315,857)
Profit / (Loss) After Taxation		(18,846,078)	41,186,191
Earning (Deficit) Per Share (including Unrealized Gain)	24	(2.69)	5.88
Earning (Deficit) Per Share (excluding Unrealized Gain)	24	(0.19)	5.34

The annexed notes form an integral part of these financial statements.

Hys



Director



Chief Executive